

4185 m.

SHARK GRAND PRIX DE FRANCE

Free Practice Nr. 3

Classification

10



	Rider	Nation	Team	Motorcycle	Time	Lap Total	Gap	Top Speed
1	93 Marc MARQUEZ	SPA	Repsol Honda Team	HONDA	1'40.736	18 19		304.0
2	32 Lorenzo SAVADORI	ITA	Aprilia Racing Team Gresini	APRILIA	1'41.349	17 19	0.613 0.613	293.2
3	63 Francesco BAGNAIA	ITA	Ducati Lenovo Team	DUCATI	1'41.452	21 21	0.716 0.103	312.6
4	88 Miguel OLIVEIRA	POR	Red Bull KTM Factory Racing	KTM	1'41.457	19 20	0.721 0.005	303.1
5	44 Pol ESPARGARO	SPA	Repsol Honda Team	HONDA	1'41.671	17 18	0.935 0.214	311.6
6	5 Johann ZARCO	FRA	Pramac Racing	DUCATI	1'41.775	20 20	1.039 0.104	310.6
7	36 Joan MIR	SPA	Team SUZUKI ECSTAR	SUZUKI	1'41.817	19 20	1.081 0.042	308.7
8	42 Alex RINS	SPA	Team SUZUKI ECSTAR	SUZUKI	1'42.055	17 18	1.319 0.238	307.7
9	27 Iker LECUONA	SPA	Tech 3 KTM Factory Racing	KTM	1'42.136	18 19	1.400 0.081	304.0
10	10 Luca MARINI	ITA	SKY VR46 Avintia	DUCATI	1'42.323	18 18	1.587 0.187	295.9
11	73 Alex MARQUEZ	SPA	LCR Honda CASTROL	HONDA	1'42.516	19 19	1.780 0.193	309.6
12	30 Takaaki NAKAGAMI	JPN	LCR Honda IDEMITSU	HONDA	1'42.520	20 20	1.784 0.004	310.6
13	41 Aleix ESPARGARO	SPA	Aprilia Racing Team Gresini	APRILIA	1'42.532	13 14	1.796 0.012	304.9
14	9 Danilo PETRUCCI	ITA	Tech 3 KTM Factory Racing	KTM	1'43.213	19 21	2.477 0.681	302.1
15	53 Tito RABAT	SPA	Pramac Racing	DUCATI	1'43.462	20 20	2.726 0.249	303.1
16	12 Maverick VIÑALES	SPA	Monster Energy Yamaha MotoGP	YAMAHA	1'43.546	10 16	2.810 0.084	301.2
17	21 Franco MORBIDELLI	ITA	Petronas Yamaha SRT	YAMAHA	1'43.700	18 20	2.964 0.154	296.7
18	23 Enea BASTIANINI	ITA	Avintia Esponsorama	DUCATI	1'43.740	19 19	3.004 0.040	291.5
19	20 Fabio QUARTARARO	FRA	Monster Energy Yamaha MotoGP	YAMAHA	1'43.759	19 21	3.023 0.019	303.1
20	43 Jack MILLER	AUS	Ducati Lenovo Team	DUCATI	1'43.857	5 5	3.121 0.098	307.7
21	46 Valentino ROSSI	ITA	Petronas Yamaha SRT	YAMAHA	1'44.016	21 21	3.280 0.159	299.4
22	33 Brad BINDER	RSA	Red Bull KTM Factory Racing	KTM	1'44.123	18 20	3.387 0.107	303.1

Practice condition: **Wet**

Air: 13°

Humidity: 83%

Ground: 7°

Fastest Lap:	Lap: 18	Marc MARQUEZ	1'40.736	149.5 Km/h
Best Race Lap:	2017	Maverick VIÑALES	1'32.309	163.2 Km/h
All Time Lap Record:	2018	Johann ZARCO	1'31.185	165.2 Km/h

The results are provisional until the end of the limit for protest and appeals.

Time limit for protest expires 30' after publication of the results - Time:

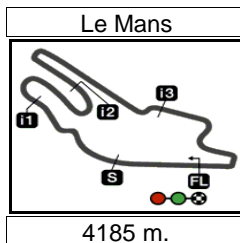
These data/results cannot be reproduced, stored and/or transmitted in whole or in part by any manner of electronic, mechanical, photocopying, recording, broadcasting or otherwise now known or herein after developed without the previous express consent by the copyright owner, except for reproduction in daily press and regular printed publications on sale to the public within 60 days of the event related to those data/results and always provided that copyright symbol appears together as follows below.

© DORNA, 2021

Official MotoGP Timing by TISSOT
www.motogp.com

Le Mans, Saturday, May 15, 2021





Results and timing service provided by TISSOT

MotoGP™

SHARK GRAND PRIX DE FRANCE

Free Practice Nr. 3

Combined Free Practice Times

11

	Rider	Nation	Team	MOTORCYCLE	FP1	FP2	FP3	Gap
1	5 J.ZARCO	FRA	Pramac Racing	DUCATI	1'39.488 18	1'31.747 20	1'41.775 20	
2	20 F.QUARTARARO	FRA	Monster Energy Yamaha MotoGP	YAMAHA	1'41.641 21	1'31.842 14	1'43.759 19	0.095 0.095
3	12 M.VIÑALES	SPA	Monster Energy Yamaha MotoGP	YAMAHA	1'41.299 11	1'32.136 22	1'43.546 10	0.389 0.294
4	44 P.ESPARGARO	SPA	Repsol Honda Team	HONDA	1'40.115 16	1'32.137 19	1'41.671 17	0.390 0.001
5	21 F.MORBIDELLI	ITA	Petronas Yamaha SRT	YAMAHA	1'41.423 21	1'32.279 18	1'43.700 18	0.532 0.142
6	88 M.OLIVEIRA	POR	Red Bull KTM Factory Racing	KTM	1'40.582 12	1'32.296 20	1'41.457 19	0.549 0.017
7	43 J.MILLER	AUS	Ducati Lenovo Team	DUCATI	1'38.007 13	1'32.361 20	1'43.857 5	0.614 0.065
8	93 M.MARQUEZ	SPA	Repsol Honda Team	HONDA	1'40.121 18	1'32.632 19	1'40.736 18	0.885 0.271
9	46 V.ROSSI	ITA	Petronas Yamaha SRT	YAMAHA	1'41.524 20	1'32.669 23	1'44.016 21	0.922 0.037
10	30 T.NAKAGAMI	JPN	LCR Honda IDEMITSU	HONDA	1'41.576 12	1'32.711 7	1'42.520 20	0.964 0.042
11	42 A.RINS	SPA	Team SUZUKI ECSTAR	SUZUKI	1'40.679 16	1'32.762 7	1'42.055 17	1.015 0.051
12	63 F.BAGNAIA	ITA	Ducati Lenovo Team	DUCATI	1'40.256 22	1'32.800 7	1'41.452 21	1.053 0.038
13	36 J.MIR	SPA	Team SUZUKI ECSTAR	SUZUKI	1'40.069 13	1'32.908 16	1'41.817 19	1.161 0.108
14	41 A.ESPARGARO	SPA	Aprilia Racing Team Gresini	APRILIA	1'41.029 12	1'32.946 11	1'42.532 13	1.199 0.038
15	27 I.LECUONA	SPA	Tech 3 KTM Factory Racing	KTM	1'42.500 16	1'33.040 18	1'42.136 18	1.293 0.094
16	33 B.BINDER	RSA	Red Bull KTM Factory Racing	KTM	1'42.899 14	1'33.117 20	1'44.123 18	1.370 0.077
17	73 A.MARQUEZ	SPA	LCR Honda CASTROL	HONDA	1'41.258 19	1'33.204 20	1'42.516 19	1.457 0.087
18	53 T.RABAT	SPA	Pramac Racing	DUCATI	1'43.469 21	1'33.361 22	1'43.462 20	1.614 0.157
19	23 E.BASTIANINI	ITA	Avintia Esponsorama	DUCATI	1'43.644 14	1'33.536 14	1'43.740 19	1.789 0.175
20	32 L.SAVADORI	ITA	Aprilia Racing Team Gresini	APRILIA	1'40.244 18	1'33.985 18	1'41.349 17	2.238 0.449
21	10 L.MARINI	ITA	SKY VR46 Avintia	DUCATI	1'43.262 18	1'34.147 18	1'42.323 18	2.400 0.162
22	9 D.PETRUCCI	ITA	Tech 3 KTM Factory Racing	KTM	1'43.045 8	1'34.520 5	1'43.213 19	2.773 0.373

Pole Position Record:	2018	Johann ZARCO	1'31.185	165.2 Km/h
Best Race Lap:	2017	Maverick VIÑALES	1'32.309	163.2 Km/h
All Time Lap Record:	2018	Johann ZARCO	1'31.185	165.2 Km/h

The results are provisional until the end of the limit for protest and appeals.

Time limit for protest expires 60' after publication of the results - Time:

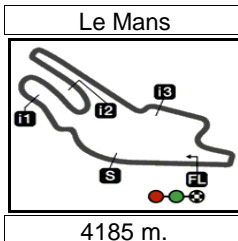
These data/results cannot be reproduced, stored and/or transmitted in whole or in part by any manner of electronic, mechanical, photocopying, recording, broadcasting or otherwise now known or herein after developed without the previous express consent by the copyright owner, except for reproduction in daily press and regular printed publications on sale to the public within 60 days of the event related to those data/results and always provided that copyright symbol appears together as follows below.

© DORNA, 2021

Official MotoGP Timing by TISSOT
www.motogp.com

Le Mans, Saturday, May 15, 2021





SHARK GRAND PRIX DE FRANCE

Free Practice Nr. 3

Top Speed & Average

12



Rider	Nation	Motorcycle	Top 5 speeds					Average	Top
63 Francesco BAGNAIA	ITA	DUCATI	312.6	311.6	311.6	310.6	307.7	310.3	312.6
44 Pol ESPARGARO	SPA	HONDA	311.6	310.6	310.6	309.6	309.6	310.2	311.6
5 Johann ZARCO	FRA	DUCATI	310.6	310.6	310.6	309.6	307.7	309.5	310.6
30 Takaaki NAKAGAMI	JPN	HONDA	310.6	308.7	307.7	306.8	306.8	308.1	310.6
73 Alex MARQUEZ	SPA	HONDA	309.6	307.7	304.9	304.9	304.9	306.4	309.6
36 Joan MIR	SPA	SUZUKI	308.7	305.8	304.9	303.1	303.1	304.8	308.7
42 Alex RINS	SPA	SUZUKI	307.7	307.7	306.8	306.8	306.8	307.2	307.7
43 Jack MILLER	AUS	DUCATI	307.7	306.8	304.9	304.0	293.2	303.3	307.7
41 Aleix ESPARGARO	SPA	APRILIA	304.9	304.0	303.1	303.1	301.2	302.7	304.9
27 Iker LECUONA	SPA	KTM	304.0	303.1	303.1	302.1	300.3	301.5	304.0
93 Marc MARQUEZ	SPA	HONDA	304.0	304.0	303.1	303.1	302.1	303.1	304.0
20 Fabio QUARTARARO	FRA	YAMAHA	303.1	302.1	302.1	301.2	300.3	301.1	303.1
33 Brad BINDER	RSA	KTM	303.1	297.6	296.7	294.1	293.2	296.3	303.1
53 Tito RABAT	SPA	DUCATI	303.1	303.1	301.2	300.3	300.3	301.2	303.1
88 Miguel OLIVEIRA	POR	KTM	303.1	300.3	300.3	300.3	300.3	300.8	303.1
9 Danilo PETRUCCI	ITA	KTM	302.1	299.4	298.5	298.5	298.5	299.4	302.1
12 Maverick VIÑALES	SPA	YAMAHA	301.2	301.2	301.2	301.2	301.2	301.2	301.2
46 Valentino ROSSI	ITA	YAMAHA	299.4	299.4	299.4	298.5	298.5	299.0	299.4
21 Franco MORBIDELLI	ITA	YAMAHA	296.7	295.9	295.9	295.0	295.0	295.6	296.7
10 Luca MARINI	ITA	DUCATI	295.9	291.5	290.7	289.0	288.2	291.1	295.9
32 Lorenzo SAVADORI	ITA	APRILIA	293.2	290.7	285.7	284.9	284.9	287.9	293.2
23 Enea BASTIANINI	ITA	DUCATI	291.5	290.7	289.0	289.0	287.3	289.5	291.5

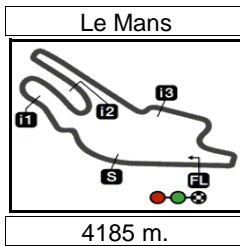
These data/results cannot be reproduced, stored and/or transmitted in whole or in part by any manner of electronic, mechanical, photocopying, recording, broadcasting or otherwise now known or herein after developed without the previous express consent by the copyright owner, except for reproduction in daily press and regular printed publications on sale to the public within 60 days of the event related to those data/results and always provided that copyright symbol appears together as follows below.

© DORNA, 2021

Official MotoGP Timing by TISSOT
www.motogp.com



Le Mans, Saturday, May 15, 2021



Results and timing service provided by TISSOT

MotoGP™

SHARK GRAND PRIX DE FRANCE

Free Practice Nr. 3

Chronological Analysis of Performances

13

* Lap / Sector time cancelled **T1** Time from finish line to 1st intermediate **T3** Time from 2nd intermed. to 3rd intermed.
P Crossing the finish line in pit lane **T2** Time from 1st intermed. to 2nd intermed. **T4** Time from 3rd intermediate to finish line
 **Tyre data subject to further updates

Lap	Lap Time	T1	T2	T3	T4	Speed	Lap	Lap Time	T1	T2	T3	T4	Speed
1st	93	Marc MARQUEZ		HONDA		SPA	Run # 2	Front Tyre Wet-Medium		Rear Tyre Wet-Medium			
		Repsol Honda Team						5 Laps at start		5 Laps at start			
		Runs=3 Total laps=19 Full laps=14											
Run #	1	Front Tyre	Wet-Medium	Rear Tyre	Wet-Medium		Run #	2	Front Tyre	Wet-Medium	Rear Tyre	Wet-Medium	
		2 Laps at start		2 Laps at start					5 Laps at start		5 Laps at start		
1	2'22.603	35.843	27.450	32.230	30.651		11	10'12.388	44.717	27.068	31.479	32.522	
2	1'50.573	25.231	25.594	30.443	29.305	289.0	12	1'44.848	24.289	24.430	29.127	27.002	284.9
3	1'48.731	24.865	25.014	29.983	28.869	291.5	13	1'43.022	23.893	23.980	28.491	26.658	285.7
4	1'58.784 P	25.832	27.651			280.9	14	1'51.416 *	25.591 *	24.628	30.362	30.835	281.6
Run #	2	Front Tyre	Wet-Medium	Rear Tyre	Wet-Medium		15	1'42.185	23.491	23.821	28.262	26.611	278.5
		6 Laps at start		6 Laps at start			16	1'41.855	23.495	23.820	28.054	26.486	279.3
5	9'39.749 *	37.609	26.352*	32.946	29.312		17	1'41.349	23.160	23.802	27.901	26.486	293.2
6	1'47.404	24.312	24.913	29.864	28.315	295.9	18	1'50.799	23.479	28.095	30.923	28.302	290.7
7	1'44.381	23.934	23.975	28.693	27.779	298.5	19	1'44.107 *	23.959*	25.723	27.968	26.457	284.9
8	1'42.894	23.613	23.713	28.360	27.208	302.1							
9	1'43.207	23.634	23.835	28.509	27.229	301.2							
10	1'42.704	23.636	23.695	28.190	27.183	302.1							
11	1'42.734	23.850	23.612	28.108	27.164	304.0							
12	1'42.887	23.873	23.600	28.410	27.004	296.7							
13	1'55.762 P	24.789	25.528			303.1							
Run #	3	Front Tyre	Wet-Medium	Rear Tyre	Wet-Medium								
		15 Laps at start		15 Laps at start									
14	5'08.714	39.545	27.290	30.664	28.657								
15	1'45.026	24.098	24.281	28.894	27.753	299.4							
16	1'41.783	23.512	23.483	28.103	26.685	304.0							
17	1'53.411	25.539	25.042	30.954	31.876	297.6							
18	1'40.736	23.273	23.418	27.801	26.244	298.5							
19	1'49.029	24.655	28.562	29.231	26.581	303.1							
2nd	32	Lorenzo SAVADORI		APRILIA		ITA	Run # 1	Front Tyre Wet-Medium		Rear Tyre Wet-Soft			
		Aprilia Racing Team Gresini						New Tyre		New Tyre			
		Runs=2 Total laps=19 Full laps=12											
Run #	1	Front Tyre	Wet-Soft	Rear Tyre	Wet-Soft		Run #	2	Front Tyre	Wet-Medium	Rear Tyre	Wet-Medium	
		New Tyre		New Tyre					13 Laps at start		New Tyre		
1	5'34.352	38.703	28.804	32.440	32.165		14	7'29.535	33.996	28.460	31.575	29.599	
2	2'19.831	31.852	44.338	32.053	31.588	243.8	15	1'46.555	24.481	24.980	29.184	27.910	295.0
3	1'59.223 *	26.375*	26.377	31.815	34.656	275.4	16	1'43.558	23.674	24.074	28.634	27.176	306.8
4	1'50.102	25.458	25.577	30.204	28.863	273.9	17	1'44.947	23.607	24.051	30.253	27.036	304.0
5	1'48.839	24.936	25.104	30.063	28.736	270.9	18	1'55.826	23.442	37.126	28.410	26.848	311.6
6	1'47.438	24.733	24.649	29.828	28.228	265.9	19	1'42.041	23.372	23.754	28.229	26.686	307.7
7	1'47.533 *	24.484	24.949*	29.670	28.430	276.2	20	1'44.037	23.213	23.908	28.647	28.269	312.6
8	1'46.774	24.794	24.888	29.181	27.911	277.0	21	1'41.452	23.142	23.769	28.142	26.399	311.6
9	1'45.926	24.301	24.689	29.127	27.809	274.7							
10	1'51.122 P	25.351	25.239	30.023	30.509	263.8							

Fastest Lap: Marc MARQUEZ Repsol Honda Team SPA **1'40.736** 23.273 23.418 27.801 26.244

These data/results cannot be reproduced, stored and/or transmitted in whole or in part by any manner of electronic, mechanical, photocopying, recording, broadcasting or otherwise now known or herein after developed without the previous express consent by the copyright owner, except for reproduction in daily press and regular printed publications on sale to the public within 60 days of the event related to those data/results and always provided that copyright symbol appears together as follows below.
 © DORNA, 2021



Free Practice Nr. 3

MotoGP

Lap	Lap Time	T1	T2	T3	T4	Speed	Lap	Lap Time	T1	T2	T3	T4	Speed	
4th	88	Miguel OLIVEIRA				KTM POR		17	1'41.671	23.225	23.625	28.307	26.514	311.6
		Red Bull KTM Factory Racing						18	1'58.061	26.283	27.587	32.819	31.372	265.9
Runs=2 Total laps=20 Full laps=16							6th	5	Johann ZARCO				DUCATI FRA	
Runs=2 Total laps=20 Full laps=16							Pramac Racing							
Run #	1	Front Tyre	Wet-Soft	Rear Tyre	Wet-Soft		Run #	1	Front Tyre	Wet-Soft	Rear Tyre	Wet-Soft		
		New Tyre		New Tyre					New Tyre		New Tyre			
1	3'17.084	36.838	27.920	31.760	30.224		1	3'01.101	35.523	28.509	32.483	31.034		
2	1'51.788	25.637	26.178	30.723	29.250	274.7	2	1'54.473	25.593	26.098	33.190	29.592	293.2	
3	1'47.750	24.645	24.795	29.687	28.623	285.7	3	1'49.754	25.020	25.296	30.101	29.337	304.0	
4	1'46.772	24.388	24.476	29.439	28.469	291.5	4	1'48.094	24.753	24.646	29.738	28.957	299.4	
5	1'46.144	24.150	24.263	29.483	28.248	300.3	5	1'47.737	24.353	24.438	29.984	28.962	301.2	
6	1'46.144	24.326	24.270	29.412	28.136	294.1	6	1'46.989	24.647	24.491	29.250	28.601	294.1	
7	1'45.546	24.144	24.247	29.291	27.864	300.3	7	1'46.559	24.299	24.402	29.374	28.484	307.7	
8	1'44.618	24.066	23.882	28.855	27.815	295.9	8	1'45.501	24.069	24.256	28.796	28.380	309.6	
9	1'44.815 *	24.143	24.097 *	28.808	27.767	300.3	9	1'52.143 *	24.242	26.341 *	30.657	30.903	304.9	
10	1'50.494 P	24.623 *	26.751	29.652	29.468	297.6	10	1'45.856	24.321	24.249	29.066	28.220	298.5	
Run #	2	Front Tyre	Wet-Medium	Rear Tyre	Wet-Medium		Run #	2	Front Tyre	Wet-Soft	Rear Tyre	Wet-Soft		
		New Tyre		New Tyre					12 Laps at start		12 Laps at start			
11	9'58.177	35.887	26.266	34.351	28.612		13	10'17.307	34.522	25.966	29.687	28.274		
12	1'45.063	24.315	24.335	28.857	27.556	297.6	14	1'43.914	23.809	23.988	28.603	27.514	306.8	
13	1'43.331	23.803	23.931	28.449	27.148	300.3	15	1'43.317	23.717	23.838	28.423	27.339	310.6	
14	1'42.872	23.855	23.660	28.315	27.042	293.2	16	1'43.398	23.703	23.854	28.447	27.394	307.7	
15	1'42.508	23.735	23.605	28.212	26.956	295.9	17	1'43.931	23.880	24.022	28.606	27.423	303.1	
16	1'49.191	23.503	23.603	34.352	27.733	299.4	18	2'06.164	23.903	38.713	31.770	31.778	298.5	
17	1'42.127	23.488	23.551	28.255	26.833	300.3	19	1'42.217	23.439	23.811	28.093	26.874	310.6	
18	1'41.786	23.433	23.497	28.122	26.734	297.6	20	1'41.775	23.044	23.767	28.146	26.818	310.6	
19	1'41.457	23.333	23.490	27.935	26.699	303.1								
20	1'53.594	23.329	29.280	30.200	30.785	299.4								
5th	44	Poi ESPARGARO				HONDA SPA								
Repsol Honda Team														
Runs=4 Total laps=18 Full laps=11														
Run #	1	Front Tyre	Wet-Soft	Rear Tyre	Wet-Soft									
		New Tyre		New Tyre										
1	2'30.227	34.413	26.633	31.278	29.692									
2	1'49.811	24.878	25.360	30.405	29.168	300.3								
3	1'48.895	24.749	25.015	30.392	28.739	295.9								
4	1'49.928	24.386	25.786	30.105	29.651	304.0								
5	1'52.424 P	25.442	25.753	30.625	30.604	304.0								
Run #	2	Front Tyre	Wet-Soft	Rear Tyre	Wet-Soft									
		5 Laps at start		5 Laps at start										
6	7'24.107 *	34.216	25.851 *	29.830	28.658									
7	1'46.134	23.978	24.198	30.022	27.936	309.6								
8	1'44.672	23.783	23.958	29.131	27.800	309.6								
9	1'51.244 P	23.731	23.854	31.625	32.034	307.7								
Run #	3	Front Tyre	Wet-Medium	Rear Tyre	Wet-Medium									
		New Tyre		New Tyre										
10	6'33.259	34.412	27.182	31.221	28.826									
11	1'47.323	24.606	24.990	29.738	27.989	309.6								
12	1'44.990	24.143	24.351	28.975	27.521	310.6								
13	1'43.929	23.926	24.093	28.737	27.173	310.6								
14	1'43.173	23.840	24.020	28.366	26.947	309.6								
15	1'52.374 P	26.169	24.937	30.485	30.783	286.5								
Run #	4	Front Tyre	Wet-Medium	Rear Tyre	Wet-Soft									
		6 Laps at start		9 Laps at start										
16	4'06.840	35.281	25.553	30.598	29.370									
7th	36	Joan MIR				SUZUKI SPA								
Team SUZUKI ECSTAR														
Runs=3 Total laps=20 Full laps=15														
Run #	1	Front Tyre	Wet-Soft	Rear Tyre	Wet-Soft									
		5 Laps at start		5 Laps at start										
1	3'21.252	35.833	26.579	31.045	30.210									
2	1'49.831	24.879	24.806	30.781	29.365	281.6								
3	1'47.904	24.835	24.755	29.512	28.802	278.5								
4	1'48.242	24.745	24.445	29.408	29.644	289.8								
5	1'45.422	24.013	23.934	29.130	28.345	295.9								
6	1'44.991	23.965	23.902	29.085	28.039	297.6								
7	1'44.285	24.030	23.871	28.677	27.707	296.7								
8	1'48.980 P	23.828	23.790	29.242	32.120	296.7								
Run #	2	Front Tyre	Wet-Soft	Rear Tyre	Wet-Soft									
		13 Laps at start		13 Laps at start										
9	6'04.266	36.361	25.000	29.205	28.057									
10	1'43.636	23.786	23.756	28.568	27.526	300.3								
11	1'42.987	23.645	23.453	28.575	27.314	305.8								
12	1'42.766	23.738	23.423	28.410	27.195	303.1								
13	1'54.329 P	23.617	23.483	34.685	32.544	303.1								
Run #	3	Front Tyre	Wet-Medium	Rear Tyre	Wet-Medium									
		2 Laps at start		2 Laps at start										
14	6'09.011	35.963	26.060	30.592	29.355									
15	1'48.763	24.875	24.243	32.170	27.475	270.2								
16	1'43.697	24.072	23.631	28.913	27.081	286.5								
Fastest Lap: Marc MARQUEZ Repsol Honda Team SPA 1'40.736 23.273 23.418 27.801 26.244														

These data/results cannot be reproduced, stored and/or transmitted in whole or in part by any manner of electronic, mechanical, photocopying, recording, broadcasting or otherwise now known or herein after developed without the previous express consent by the copyright owner, except for reproduction in daily press and regular printed publications on sale to the public within 60 days of the event related to those data/results and always provided that copyright symbol appears together as follows below.

© DORNA, 2021

Official MotoGP Timing by TISSOT
www.motogp.com



Le Mans, Saturday, May 15, 2021

Page 2 of 6

Free Practice Nr. 3

MotoGP

Lap	Lap Time	T1	T2	T3	T4	Speed
17	1'42.673	23.898	23.492	28.213	27.070	296.7
18	1'43.945	23.518	23.537	28.844	28.046	304.9
19	1'41.817	23.335	23.472	28.276	26.734	308.7
20	1'52.002	23.460	25.693	35.636	27.213	303.1

8th 42 Alex RINS SUZUKI SPA
Team SUZUKI ECSTAR

Runs=3 Total laps=18 Full laps=13

Run #	1	Front Tyre	Wet-Soft	Rear Tyre	Wet-Soft	Speed
		12 Laps at start			3 Laps at start	
1	2'29.000	34.548	26.452	30.866	29.718	
2	1'48.807	24.697	25.438	29.774	28.898	299.4
3	1'47.422	24.319	24.820	29.633	28.650	300.3
4	1'46.771	24.241	24.693	29.463	28.374	301.2
5	1'46.553	24.337	24.467	29.401	28.348	302.1
6	1'46.289	24.222	24.326	29.575	28.166	298.5
7	1'46.387	24.107	24.462	29.377	28.441	303.1
8	1'48.399	P 24.329	24.238	29.014	30.818	305.8

Run #	2	Front Tyre	Wet-Soft	Rear Tyre	Wet-Soft	Speed
		20 Laps at start			11 Laps at start	
9	7'18.767	34.657	25.469	29.698	29.009	
10	1'45.777	24.203	24.215	29.339	28.020	305.8
11	1'44.721	23.998	24.059	29.079	27.585	306.8
12	1'43.599	23.808	23.859	28.593	27.339	306.8
13	1'43.365	23.809	23.709	28.638	27.209	304.9
14	1'52.513	P 25.358	25.248	31.621	30.286	288.2

Run #	3	Front Tyre	Wet-Medium	Rear Tyre	Wet-Medium	Speed
		3 Laps at start			New Tyre	
15	9'12.851	* 37.659	27.161	32.735*	28.287	
16	1'44.823	24.261	24.472	28.691	27.399	306.8
17	1'42.055	23.455	23.854	28.103	26.643	307.7
18	1'42.391	23.198	23.686	28.836	26.671	307.7

9th 27 Iker LECUONA KTM SPA
Tech 3 KTM Factory Racing

Runs=3 Total laps=19 Full laps=12

Run #	1	Front Tyre	Wet-Medium	Rear Tyre	Wet-Medium	Speed
		New Tyre			New Tyre	
1	2'32.836	35.256	27.402	31.809	30.722	
2	1'52.917	* 27.224*	25.809	30.443	29.441	284.1
3	1'50.495	24.599	25.123	31.638	29.135	293.2
4	1'47.957	24.678	24.578	29.948	28.753	291.5
5	1'49.628	P 24.474	24.530	30.014	30.610	297.6

Run #	2	Front Tyre	Wet-Medium	Rear Tyre	Wet-Soft	Speed
		5 Laps at start			New Tyre	
6	6'03.076	35.480	25.866	30.870	28.751	
7	1'47.784	* 24.779	24.858*	29.777	28.370	289.8
8	1'45.632	24.048	24.299	29.189	28.096	298.5
9	1'44.759	23.917	24.100	28.889	27.853	300.3
10	1'44.366	23.984	23.906	28.799	27.677	300.3
11	1'44.431	23.827	24.029	29.018	27.557	303.1
12	1'44.098	23.717	23.812	28.978	27.591	300.3
13	1'43.573	23.760	23.789	28.688	27.336	302.1
14	1'43.580	23.669	23.857	28.667	27.387	303.1
15	2'55.801	P 1'24.003*	28.119			300.3

10th 10 Luca MARINI DUCATI ITA
SKY VR46 Avintia

Runs=2 Total laps=18 Full laps=15

Run #	1	Front Tyre	Wet-Soft	Rear Tyre	Wet-Soft	Speed
		15 Laps at start			5 Laps at start	
16	8'23.819	34.430	25.436	29.775	27.074	
17	1'42.479	23.739	23.559	28.564	26.617	298.5
18	1'42.136	23.401	23.762	28.431	26.542	304.0
19	1'45.891	23.703	23.904	31.626	26.658	300.3

Run #	1	Front Tyre	Wet-Soft	Rear Tyre	Wet-Soft	Speed
		9 Laps at start			9 Laps at start	
1	2'51.043	39.285	31.054	34.942	32.428	
2	1'58.354	28.127	26.747	32.479	31.001	243.2
3	1'52.839	26.120	25.904	31.146	29.669	268.7
4	1'50.142	25.483	25.322	30.247	29.090	272.4
5	1'48.408	24.675	24.770	30.229	28.734	283.2
6	1'49.245	25.280	25.379	29.975	28.611	273.9
7	1'48.551	24.536	24.518	31.276	28.221	278.5
8	1'45.776	24.285	24.291	29.226	27.974	286.5
9	1'59.417	P 28.085*	26.602*	32.410	32.320	271.7

Run #	2	Front Tyre	Wet-Soft	Rear Tyre	Wet-Soft	Speed
		9 Laps at start			9 Laps at start	
10	13'34.609	38.836	27.054	31.805	28.957	
11	1'47.430	24.935	24.692	29.755	28.048	280.9
12	1'46.634	24.607	24.729	29.719	27.579	290.7
13	1'46.877	24.157	24.165	29.301	29.254	285.7
14	1'44.143	24.135	23.886	28.793	27.329	288.2
15	1'44.864	24.367	24.312	28.924	27.261	289.0
16	1'43.784	23.994	23.971	28.735	27.084	291.5
17	1'50.664	24.693	27.745	30.740	27.486	280.1
18	1'42.323	23.761	23.712	28.337	26.513	295.9

11th 73 Alex MARQUEZ HONDA SPA
LCR Honda CASTROL

Runs=3 Total laps=19 Full laps=13

Run #	1	Front Tyre	Wet-Soft	Rear Tyre	Wet-Soft	Speed
		13 Laps at start			13 Laps at start	
1	2'24.007	36.742	27.661	32.717	30.875	
2	1'51.619	25.915	25.636	30.648	29.420	269.5
3	1'49.232	25.210	25.088	30.013	28.921	283.2
4	1'48.422	24.851	24.960	29.866	28.745	289.0
5	1'48.202	24.364	24.575	30.551	28.712	300.3
6	1'46.751	24.296	24.529	29.459	28.467	295.0
7	1'46.475	24.267	24.447	29.412	28.349	294.1
8	1'50.278	P 24.403	24.515	29.536	31.824	297.6

Run #	2	Front Tyre	Wet-Medium	Rear Tyre	Wet-Soft	Speed
		3 Laps at start			21 Laps at start	
9	8'39.467	35.974	27.012	31.717	29.476	
10	1'45.718	24.316	24.315	29.077	28.010	301.2
11	1'44.527	23.831	24.060	28.698	27.938	304.9
12	1'44.469	23.701	24.171	28.747	27.850	304.9
13	1'43.519	23.636	23.836	28.561	27.486	302.1
14	1'48.386	* 24.811*	24.677	29.514	29.384	301.2
15	1'45.432	P 23.595	24.002	28.480	29.355	303.1

Fastest Lap: Marc MARQUEZ Repsol Honda Team SPA **1'40.736** 23.273 23.418 27.801 26.244

These data/results cannot be reproduced, stored and/or transmitted in whole or in part by any manner of electronic, mechanical, photocopying, recording, broadcasting or otherwise now known or herein after developed without the previous express consent by the copyright owner, except for reproduction in daily press and regular printed publications on sale to the public within 60 days of the event related to those data/results and always provided that copyright symbol appears together as follows below.
© DORNA, 2021

Official MotoGP Timing by TISSOT
www.motogp.com

Le Mans, Saturday, May 15, 2021



Free Practice Nr. 3

MotoGP

Lap	Lap Time	T1	T2	T3	T4	Speed	Lap	Lap Time	T1	T2	T3	T4	Speed
Run # 3	Front Tyre	Wet-Medium	Rear Tyre	Wet-Medium			12	1'42.886	23.720	23.694	28.407	27.065	303.1
	10 Laps at start			3 Laps at start			13	1'42.532	23.542	23.856	28.343	26.791	304.0
16	5'47.960	34.582	25.879	30.126	28.897		14	1'51.284 *	26.327*	25.758	30.850	28.349	301.2
17	1'44.279	23.789	24.144	28.875	27.471	304.9							
18	1'42.864	23.400	23.944	28.392	27.128	309.6							
19	1'42.516	23.141	23.848	28.367	27.160	307.7							

12th 30 Takaaki NAKAGAMI HONDA JPN
LCR Honda IDEMITSU

Run #	Front Tyre	Wet-Soft	Rear Tyre	Wet-Soft		
15 Laps at start		New Tyre			Runs=2 Total laps=20 Full laps=13	
1	3'11.823	35.695	27.475	32.091	30.088	
2	1'52.707	25.535	25.539	32.235	29.398	277.0
3	1'50.310	25.680	25.202	30.811	28.617	288.2
4	1'47.723	24.559	24.838	29.878	28.448	295.0
5	1'46.810	24.287	24.530	29.618	28.375	297.6
6	1'56.504 *	24.207	24.417	35.985*	31.895	295.0
7	1'50.322	24.978	25.290	31.320	28.734	293.2
8	1'47.492	24.207	24.766	29.992	28.527	299.4
9	1'56.041 P	24.389	25.822*	31.449	34.381	300.3

Run #	Front Tyre	Wet-Medium	Rear Tyre	Wet-Soft		
9 Laps at start		New Tyre			Runs=3 Total laps=15 Full laps=12	
10	10'01.591	36.270	27.466	31.289	29.269	
11	1'49.688 *	26.732*	25.090	29.898	27.968	301.2
12	1'45.699	24.274	24.148	29.519	27.758	297.6
13	1'44.777	23.767	24.189	29.287	27.534	305.8
14	1'45.738	23.905	23.981	29.294	28.558	302.1
15	1'56.174 *	23.978	23.872			306.8
16	2'03.923 *	24.029	24.079	46.754*	29.061	306.8
17	1'43.565	23.729	23.814	28.851	27.171	307.7
18	1'55.975	23.723	23.880	28.851	39.521	305.8
19	1'58.977	26.830	32.668	31.498	27.981	308.7
20	1'42.520	23.415	23.747	28.573	26.785	310.6

13th 41 Aleix ESPARGARO APRILIA SPA
Aprilia Racing Team Gresini

Run #	Front Tyre	Wet-Medium	Rear Tyre	Wet-Soft		
7 Laps at start		New Tyre			Runs=3 Total laps=15 Full laps=12	
1	2'04.986	36.119	27.230	31.515	30.122	
2	1'52.439	25.513	25.738	32.035	29.153	292.4
3	1'48.553	24.993	25.096	29.778	28.686	295.9
4	1'49.032	24.706	24.596	31.331	28.399	297.6
5	1'45.785	24.370	24.366	29.134	27.915	301.2
6	1'45.074	24.382	24.022	28.937	27.733	300.3
7	1'44.334	24.181	23.923	28.652	27.578	300.3
8	1'43.942	24.098	23.687	28.735	27.422	301.2
9	1'47.648 P	24.022	23.947	29.056	30.623	304.9
16 Laps at start		New Tyre			Runs=2 Total laps=20 Full laps=16	
10	5'53.134	36.081	24.463	28.920	27.751	
11	1'43.349	23.844	23.827	28.556	27.122	303.1

14th 9 Danilo PETRUCCI KTM ITA
Tech 3 KTM Factory Racing

Run #	Front Tyre	Wet-Medium	Rear Tyre	Wet-Medium		
17 Laps at start		New Tyre			Runs=2 Total laps=20 Full laps=16	
1	2'38.217	36.013	27.681	31.441	30.203	
2	1'48.930	25.007	25.200	29.676	29.047	289.0
3	1'47.775	24.418	24.688	29.986	28.683	295.9
4	1'47.201	24.674	24.480	29.424	28.623	289.8
5	1'45.952	24.089	24.366	29.063	28.434	298.5
6	1'45.785	24.177	24.254	29.105	28.249	298.5
7	1'46.441	24.202	24.238	29.656	28.345	295.0
8	1'45.099	24.026	23.975	29.124	27.974	295.9
9	1'44.566	23.865	24.033	28.764	27.904	297.6
10	1'44.496	23.898	23.928	28.777	27.893	298.5
11	1'52.782 P	25.280	25.625	30.590	31.287	302.1

Run #	Front Tyre	Wet-Medium	Rear Tyre	Wet-Soft		
11 Laps at start		New Tyre			Runs=2 Total laps=20 Full laps=16	
12	6'26.470	34.965	25.686	30.043	28.370	
13	1'45.155	24.156	24.108	28.947	27.944	295.9
14	1'44.666	23.989	24.017	28.799	27.861	295.9
15	1'46.953 *	24.274*	24.081	30.087	28.511	297.6
16	1'44.593	23.909	23.959	29.101	27.624	297.6
17	1'48.262 P	24.190	24.167	30.308	29.597	294.1

Run #	Front Tyre	Wet-Medium	Rear Tyre	Wet-Soft		
17 Laps at start		New Tyre			Runs=3 Total laps=15 Full laps=12	
18	5'38.433	34.207	24.658	29.138	27.514	
19	1'43.213	23.597	23.994	28.604	27.018	299.4
20	1'47.815	24.577	25.999	29.170	28.069	295.9
21	1'43.576	23.649	24.052	28.741	27.134	296.7

15th 53 Tito RABAT DUCATI SPA
Pramac Racing

Run #	Front Tyre	Wet-Soft	Rear Tyre	Wet-Soft		
12 Laps at start		New Tyre			Runs=2 Total laps=20 Full laps=16	
1	3'06.397	35.924	29.678	33.452	32.611	
2	1'56.403	26.751	26.766	32.150	30.736	263.1
3	1'54.683	25.743	26.433	32.206	30.301	285.7
4	1'52.300	26.679	25.655	30.516	29.450	280.1
5	1'50.574	25.076	25.487	30.484	29.527	286.5
6	1'48.902	25.070	25.067	29.865	28.900	295.0
7	1'54.251	24.774	26.436	33.891	29.150	289.8
8	1'48.366	24.863	25.031	29.489	28.983	298.5
9	1'47.383 *	24.600	24.760*	29.500	28.523	303.1
10	1'46.624	24.198	24.654	29.402	28.370	299.4
11	1'46.591	24.271	24.649	29.431	28.240	300.3
12	1'56.181 P	25.001*	27.002	31.361	32.817	300.3
12 Laps at start		New Tyre			Runs=2 Total laps=20 Full laps=16	
13	9'36.929	35.755	27.034	29.701	29.006	
14	1'46.632	24.627	24.626	29.643	27.736	303.1

Fastest Lap: Marc MARQUEZ Repsol Honda Team SPA **1'40.736** 23.273 23.418 27.801 26.244

These data/results cannot be reproduced, stored and/or transmitted in whole or in part by any manner of electronic, mechanical, photocopying, recording, broadcasting or otherwise now known or herein after developed without the previous express consent by the copyright owner, except for reproduction in daily press and regular printed publications on sale to the public within 60 days of the event related to those data/results and always provided that copyright symbol appears together as follows below.
© DORNA, 2021



Free Practice Nr. 3

MotoGP

Lap	Lap Time	T1	T2	T3	T4	Speed	Lap	Lap Time	T1	T2	T3	T4	Speed
15	1'44.838	24.102	24.309	28.990	27.437	300.3	17	1'47.239	24.133	23.629	31.968	27.509	291.5
16	1'49.296	23.929	24.161	30.143	31.063	301.2	18	1'43.700	24.044	24.026	28.653	26.977	296.7
17	1'45.445	24.497	24.473	29.001	27.474	295.9	19	1'47.546	23.950	27.078	29.412	27.106	295.0
18	1'47.526	24.041	24.346	30.492	28.647	283.2	20	1'59.505	23.969	23.841	44.121	27.574	294.1
19	1'44.095	23.860	24.061	28.941	27.233	296.7							
20	1'43.462	23.661	24.026	28.703	27.072	300.3							

16th 12 **Maverick VIÑALES** YAMAHA SPA
 Monster Energy Yamaha MotoGP
 Runs=3 Total laps=16 Full laps=11

Run #	1	Front Tyre	Wet-Soft	Rear Tyre	Wet-Soft	12 Laps at start	12 Laps at start
1	9'35.002	34.801	27.244	31.316	30.305		
2	1'49.342	24.976	25.245	29.980	29.141	291.5	
3	1'46.612	24.374	24.533	29.387	28.318	300.3	
4	1'47.921	24.834	24.568	29.996	28.523	300.3	
5	1'46.146	24.392	24.347	29.120	28.287	295.0	
6	1'45.022	23.936	24.140	28.865	28.081	301.2	
7	1'44.790	23.763	24.127	29.029	27.871	301.2	
8	1'44.108	23.824	23.958	28.672	27.654	301.2	
9	1'44.061	23.706	23.895	28.904	27.556	301.2	
10	1'43.546	23.622	23.848	28.535	27.541	301.2	
11	1'52.703 P	27.681*	25.328	29.008	30.686	284.1	

Run #	2	Front Tyre	Wet-Soft	Rear Tyre	Wet-Soft	New Tyre	New Tyre
12	11'10.184	35.046	25.947	29.970	27.749		
13	1'44.614	24.084	24.686	28.676	27.168	300.3	
14	1'46.551	23.680	23.979	31.505	27.387	300.3	
15	1'48.865 P	23.799	24.219	29.878	30.969	300.3	

Run #	3	Front Tyre	Wet-Soft	Rear Tyre	Wet-Soft	4 Laps at start	4 Laps at start
16	3'06.471	34.603	25.778	28.945	27.168		

17th 21 **Franco MORBIDELLI** YAMAHA ITA
 Petronas Yamaha SRT
 Runs=2 Total laps=20 Full laps=15

Run #	1	Front Tyre	Wet-Soft	Rear Tyre	Wet-Soft	New Tyre	New Tyre
1	2'18.133	38.763	29.367	32.272	30.872		
2	1'52.504	27.336	26.129	30.077	28.962	280.1	
3	1'48.432	24.996	25.067	29.625	28.744	289.8	
4	1'52.493	24.754	28.338	30.826	28.575	287.3	
5	1'46.098	24.372	24.090	29.334	28.302	289.8	
6	1'49.334	24.461	24.243	32.123	28.507	291.5	
7	1'45.325	24.317	23.992	29.058	27.958	293.2	
8	1'48.903 P	24.392	23.879	29.654	30.978	295.9	

Run #	2	Front Tyre	Wet-Soft	Rear Tyre	Wet-Soft	8 Laps at start	8 Laps at start
9	11'33.682	34.856	25.642	31.888	28.149		
10	1'44.752	24.293	23.940	28.855	27.664	295.0	
11	1'43.856	24.045	23.742	28.697	27.372	295.9	
12	1'45.204 *	24.939*	24.149	28.623	27.493	294.1	
13	1'47.581	24.093	26.957	29.144	27.387	291.5	
14	1'44.468	24.353	23.889	28.819	27.407	294.1	
15	2'15.706 *	31.672*	27.816	47.379	28.839	295.0	
16	1'44.009	24.436	23.799	28.673	27.101	293.2	

18th 23 **Enea BASTIANINI** DUCATI ITA
 Avintia Esponsorama
 Runs=2 Total laps=19 Full laps=13

Run #	1	Front Tyre	Wet-Medium	Rear Tyre	Wet-Medium	New Tyre	New Tyre
1	3'13.857	35.700	27.647	32.205	30.638		
2	1'56.959 *	27.524*	26.438	32.982	30.015	263.1	
3	1'51.308	25.270	25.636	30.666	29.736	275.4	
4	1'50.288	25.302	25.421	30.282	29.283	280.1	
5	1'48.785	24.813	24.915	30.141	28.916	287.3	
6	1'48.332	24.665	24.958	29.921	28.788	280.9	
7	1'54.718	26.750	25.958	32.986	29.024	280.1	
8	1'50.118 *	24.651	24.982	30.257*	30.228	289.0	
9	1'51.066 P	25.112	25.045*	29.762	31.147	280.9	

Run #	2	Front Tyre	Wet-Medium	Rear Tyre	Wet-Soft	New Tyre	New Tyre
10	12'15.848	34.892	26.258	30.777	29.109		
11	1'47.163 *	24.648*	24.408	29.486	28.621	280.9	
12	1'46.079	24.481	24.313	29.223	28.062	277.7	
13	1'45.436	24.400	24.079	28.928	28.029	278.5	
14	1'45.046	24.295	23.982	28.975	27.794	278.5	
15	1'44.411	24.055	24.029	28.764	27.563	289.0	
16	1'50.147	24.115	23.958	31.752	30.322	290.7	
17	1'44.190	24.194	23.916	28.767	27.313	283.2	
18	1'44.144	23.940	23.953	28.716	27.535	291.5	
19	1'43.740	23.876	23.890	28.703	27.271	284.1	

19th 20 **Fabio QUARTARARO** YAMAHA FRA
 Monster Energy Yamaha MotoGP
 Runs=2 Total laps=21 Full laps=17

Run #	1	Front Tyre	Wet-Soft	Rear Tyre	Wet-Soft	New Tyre	New Tyre
1	3'06.607	36.268	26.570	30.872	29.792		
2	1'50.946	25.949	25.766	30.057	29.174	268.0	
3	1'48.993	24.873	25.481	29.680	28.959	286.5	
4	1'48.386	24.559	25.092	29.846	28.889	294.1	
5	1'46.891	24.219	24.671	29.536	28.465	300.3	
6	1'47.175	24.418	24.935	29.418	28.404	299.4	
7	1'46.402	24.141	24.671	29.226	28.364	295.9	
8	1'46.050	24.190	24.558	29.134	28.168	299.4	
9	1'56.807 P	25.385*	28.967*	30.696	31.759	293.2	

Run #	2	Front Tyre	Wet-Soft	Rear Tyre	Wet-Soft	9 Laps at start	9 Laps at start
10	8'59.099	35.971	25.645	29.428	28.304		
11	1'48.887	24.287	24.767	31.789	28.044	297.6	
12	1'47.464	24.033	24.289	31.378	27.764	300.3	
13	1'44.770 *	24.144*	24.124	28.814	27.688	300.3	
14	1'44.963	23.980	24.083	29.277	27.623	302.1	
15	1'44.373	24.019	24.115	28.857	27.382	301.2	
16	1'51.176	23.920	27.703	31.624	27.929	303.1	
17	1'44.237	23.976	24.189	28.665	27.407	298.5	

Fastest Lap: Marc MARQUEZ Repsol Honda Team SPA **1'40.736** 23.273 23.418 27.801 26.244

These data/results cannot be reproduced, stored and/or transmitted in whole or in part by any manner of electronic, mechanical, photocopying, recording, broadcasting or otherwise now known or herein after developed without the previous express consent by the copyright owner, except for reproduction in daily press and regular printed publications on sale to the public within 60 days of the event related to those data/results and always provided that copyright symbol appears together as follows below.
 © DORNA, 2021

Official MotoGP Timing by TISSOT
 www.motogp.com

Le Mans, Saturday, May 15, 2021

Page 5 of 6



Free Practice Nr. 3

MotoGP

Lap	Lap Time	T1	T2	T3	T4	Speed	Lap	Lap Time	T1	T2	T3	T4	Speed
18	1'55.261	23.744	31.031	30.370	30.116	300.3	6	1'48.526	24.592	24.456	30.610	28.868	284.1
19	1'43.759	23.793	24.314	28.504	27.148	300.3	7	1'53.017	24.487	30.068	29.823	28.639	288.2
20	1'50.152	23.549	27.408	29.398	29.797	302.1	8	1'46.613	24.498	24.351	29.264	28.500	289.8
21	1'55.272	23.595	31.877	31.611	28.189	299.4	9	1'46.637 *	24.406	24.316*	29.290	28.625	285.7
20th 43 Jack MILLER DUCATI AUS Ducati Lenovo Team							Runs=1 Total laps=6 Full laps=4						

Run #	1	Front Tyre	Wet-Soft	Rear Tyre	Wet-Soft	Run #	2	Front Tyre	Wet-Medium	Rear Tyre	Wet-Medium		
		New Tyre		New Tyre				New Tyre		New Tyre			
1	8'16.251	35.841	27.998	31.952	29.596	13	10'52.075	39.397	26.857	32.116	29.335		
2	1'46.929	24.644	24.636	29.365	28.284	293.2	14	1'51.847	24.998	25.243	33.230	28.376	285.7
3	1'45.025	23.927	24.157	28.915	28.026	304.0	15	1'46.309	24.267	24.366	29.365	28.311	296.7
4	1'44.380	23.751	23.946	28.652	28.031	304.9	16	1'45.378	24.104	24.200	29.016	28.058	288.2
5	1'43.857	23.711	23.748	28.475	27.923	307.7	17	1'45.757	24.160	24.132	29.589	27.876	297.6
unfinished		23.607			306.8	18	1'44.123	23.856	23.897	28.718	27.652	303.1	
21st 46 Valentino ROSSI YAMAHA ITA Petronas Yamaha SRT							Runs=2 Total laps=21 Full laps=18						

Run #	1	Front Tyre	Wet-Soft	Rear Tyre	Wet-Soft	Run #	2	Front Tyre	Wet-Medium	Rear Tyre	Wet-Soft		
		20 Laps at start		20 Laps at start				New Tyre		New Tyre			
1	3'05.853	35.856	27.844	32.112	30.720	8	8'12.178	35.894	26.571	30.507	28.504		
2	1'54.025	26.461	26.520	31.361	29.683	283.2	9	1'46.018	24.401	24.483	29.248	27.886	295.9
3	1'51.011	25.347	25.808	30.562	29.294	291.5	10	1'47.512	24.095	24.257	31.510	27.650	299.4
4	1'48.461	24.525	25.183	30.069	28.684	295.9	11	1'45.358	24.079	24.246	29.110	27.923	296.7
5	1'47.645	24.223	24.819	29.825	28.778	298.5	12	1'44.844	24.004	24.186	28.938	27.716	295.9
6	1'46.906	24.324	24.777	29.556	28.249	298.5	13	1'44.627	24.053	24.011	28.967	27.596	295.0
7	1'54.550 P	25.264	26.875	31.738	30.673	298.5	14	1'57.667	25.377	26.168	31.695	34.427	297.6
Run # 2									New Tyre		New Tyre		
8	8'12.178	35.894	26.571	30.507	28.504	9	1'46.018	24.401	24.483	29.248	27.886	295.9	
9	1'46.018	24.401	24.483	29.248	27.886	295.9	10	1'47.512	24.095	24.257	31.510	27.650	299.4
10	1'47.512	24.095	24.257	31.510	27.650	299.4	11	1'45.358	24.079	24.246	29.110	27.923	296.7
11	1'45.358	24.079	24.246	29.110	27.923	296.7	12	1'44.844	24.004	24.186	28.938	27.716	295.9
12	1'44.844	24.004	24.186	28.938	27.716	295.9	13	1'44.627	24.053	24.011	28.967	27.596	295.0
13	1'44.627	24.053	24.011	28.967	27.596	295.0	14	1'57.667	25.377	26.168	31.695	34.427	297.6
14	1'57.667	25.377	26.168	31.695	34.427	297.6	15	1'46.167	24.371	24.398	29.712	27.686	293.2
15	1'46.167	24.371	24.398	29.712	27.686	293.2	16	1'45.059	24.026	23.999	29.400	27.634	299.4
16	1'45.059	24.026	23.999	29.400	27.634	299.4	17	1'44.101	23.866	24.026	29.082	27.127	297.6
17	1'44.101	23.866	24.026	29.082	27.127	297.6	18	1'49.479	24.030	27.457	30.438	27.554	296.7
18	1'49.479	24.030	27.457	30.438	27.554	296.7	19	1'44.188	23.875	24.065	29.139	27.109	295.0
19	1'44.188	23.875	24.065	29.139	27.109	295.0	20	1'51.487	24.141	29.663	29.620	28.063	297.6
20	1'51.487	24.141	29.663	29.620	28.063	297.6	21	1'44.016	23.628	24.333	29.094	26.961	299.4
21	1'44.016	23.628	24.333	29.094	26.961	299.4	22nd 33 Brad BINDER KTM RSA Red Bull KTM Factory Racing						

Run #	1	Front Tyre	Wet-Soft	Rear Tyre	Wet-Soft	Run #	2	Front Tyre	Wet-Medium	Rear Tyre	Wet-Soft		
		New Tyre		New Tyre				New Tyre		New Tyre			
8	8'12.178	35.894	26.571	30.507	28.504	8	8'12.178	35.894	26.571	30.507	28.504		
9	1'46.018	24.401	24.483	29.248	27.886	295.9	9	1'46.018	24.401	24.483	29.248	27.886	295.9
10	1'47.512	24.095	24.257	31.510	27.650	299.4	10	1'47.512	24.095	24.257	31.510	27.650	299.4
11	1'45.358	24.079	24.246	29.110	27.923	296.7	11	1'45.358	24.079	24.246	29.110	27.923	296.7
12	1'44.844	24.004	24.186	28.938	27.716	295.9	12	1'44.844	24.004	24.186	28.938	27.716	295.9
13	1'44.627	24.053	24.011	28.967	27.596	295.0	13	1'44.627	24.053	24.011	28.967	27.596	295.0
14	1'57.667	25.377	26.168	31.695	34.427	297.6	14	1'57.667	25.377	26.168	31.695	34.427	297.6
15	1'46.167	24.371	24.398	29.712	27.686	293.2	15	1'46.167	24.371	24.398	29.712	27.686	293.2
16	1'45.059	24.026	23.999	29.400	27.634	299.4	16	1'45.059	24.026	23.999	29.400	27.634	299.4
17	1'44.101	23.866	24.026	29.082	27.127	297.6	17	1'44.101	23.866	24.026	29.082	27.127	297.6
18	1'49.479	24.030	27.457	30.438	27.554	296.7	18	1'49.479	24.030	27.457	30.438	27.554	296.7
19	1'44.188	23.875	24.065	29.139	27.109	295.0	19	1'44.188	23.875	24.065	29.139	27.109	295.0
20	1'51.487	24.141	29.663	29.620	28.063	297.6	20	1'51.487	24.141	29.663	29.620	28.063	297.6
21	1'44.016	23.628	24.333	29.094	26.961	299.4	21	1'44.016	23.628	24.333	29.094	26.961	299.4

Run #	1	Front Tyre	Wet-Soft	Rear Tyre	Wet-Soft	Run #	2	Front Tyre	Wet-Medium	Rear Tyre	Wet-Soft		
		New Tyre		New Tyre				New Tyre		New Tyre			
1	2'33.692	35.792	26.469	31.638	30.563	1	2'33.692	35.792	26.469	31.638	30.563		
2	1'54.313	26.020	26.922	31.149	30.222	280.9	2	1'54.313	26.020	26.922	31.149	30.222	280.9
3	1'49.732	25.251	25.072	30.103	29.306	281.6	3	1'49.732	25.251	25.072	30.103	29.306	281.6
4	1'48.328	24.839	24.720	29.902	28.867	289.0	4	1'48.328	24.839	24.720	29.902	28.867	289.0
5	1'47.060	24.305	24.345	29.579	28.831	293.2	5	1'47.060	24.305	24.345	29.579	28.831	293.2

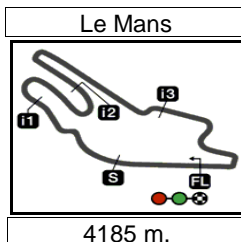
Fastest Lap: Marc MARQUEZ Repsol Honda Team SPA **1'40.736** 23.273 23.418 27.801 26.244

These data/results cannot be reproduced, stored and/or transmitted in whole or in part by any manner of electronic, mechanical, photocopying, recording, broadcasting or otherwise now known or herein after developed without the previous express consent by the copyright owner, except for reproduction in daily press and regular printed publications on sale to the public within 60 days of the event related to those data/results and always provided that copyright symbol appears together as follows below.
© DORNA, 2021

Official MotoGP Timing by TISSOT
www.motogp.com



Le Mans, Saturday, May 15, 2021



Results and timing service provided by **TISSOT**

SHARK GRAND PRIX DE FRANCE

Free Practice Nr. 3

Best Partial Times

MotoGP™

IT Ideal Lap Time, sum of the best partial times

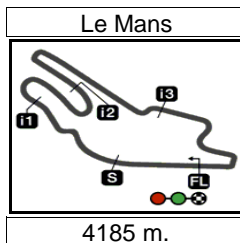
BT Best Lap Time

T1			T2			T3			T4				
Pos	Rider	Time	Rider	Time	Rider	Time	Rider	Time	Pos	Rider	IT	BT	
1	J.ZARCO	23.044	M.MARQUEZ	23.418	M.MARQUEZ	27.801	M.MARQUEZ	26.244	1	M.MARQUEZ	1'40.736	1'40.736 (1)	
2	A.MARQUEZ	23.141	J.MIR	23.423	L.SAVADORI	27.901	F.BAGNAIA	26.399	2	L.SAVADORI	1'41.320	1'41.349 (2)	
3	F.BAGNAIA	23.142	M.OLIVEIRA	23.490	M.OLIVEIRA	27.935	L.SAVADORI	26.457	3	F.BAGNAIA	1'41.437	1'41.452 (3)	
4	L.SAVADORI	23.160	I.LECUONA	23.559	J.ZARCO	28.093	L.MARINI	26.513	4	M.OLIVEIRA	1'41.453	1'41.457 (4)	
5	A.RINS	23.198	P.ESPARGARO	23.625	A.RINS	28.103	P.ESPARGARO	26.514	5	A.RINS	1'41.630	1'42.055 (8)	
6	P.ESPARGARO	23.225	F.MORBIDELLI	23.629	F.BAGNAIA	28.142	I.LECUONA	26.542	6	P.ESPARGAR	1'41.671	1'41.671 (5)	
7	M.MARQUEZ	23.273	A.RINS	23.686	J.MIR	28.213	A.RINS	26.643	7	J.MIR	1'41.705	1'41.817 (7)	
8	M.OLIVEIRA	23.329	A.ESPARGARO	23.687	P.ESPARGARO	28.307	M.OLIVEIRA	26.699	8	J.ZARCO	1'41.722	1'41.775 (6)	
9	J.MIR	23.335	L.MARINI	23.712	L.MARINI	28.337	J.MIR	26.734	9	I.LECUONA	1'41.933	1'42.136 (9)	
10	I.LECUONA	23.401	T.NAKAGAMI	23.747	A.ESPARGARO	28.343	T.NAKAGAMI	26.785	10	L.MARINI	1'42.323	1'42.323 (10)	
11	T.NAKAGAMI	23.415	J.MILLER	23.748	A.MARQUEZ	28.367	A.ESPARGARO	26.791	11	A.ESPARGAR	1'42.363	1'42.532 (13)	
12	A.ESPARGARO	23.542	F.BAGNAIA	23.754	I.LECUONA	28.431	J.ZARCO	26.818	12	A.MARQUEZ	1'42.472	1'42.516 (11)	
13	F.QUARTARARO	23.549	J.ZARCO	23.767	J.MILLER	28.475	V.ROSSI	26.961	13	T.NAKAGAMI	1'42.520	1'42.520 (12)	
14	D.PETRUCCI	23.597	L.SAVADORI	23.802	F.QUARTARARO	28.504	F.MORBIDELLI	26.977	14	D.PETRUCCI	1'43.147	1'43.213 (14)	
15	J.MILLER	23.607	A.MARQUEZ	23.836	M.VIÑALES	28.535	D.PETRUCCI	27.018	15	M.VIÑALES	1'43.173	1'43.546 (16)	
16	M.VIÑALES	23.622	M.VIÑALES	23.848	T.NAKAGAMI	28.573	T.RABAT	27.072	16	F.MORBIDELLI	1'43.179	1'43.700 (17)	
17	V.ROSSI	23.628	B.BINDER	23.876	D.PETRUCCI	28.604	A.MARQUEZ	27.128	17	F.QUARTARAR	1'43.284	1'43.759 (19)	
18	T.RABAT	23.661	E.BASTIANINI	23.890	F.MORBIDELLI	28.623	F.QUARTARARO	27.148	18	T.RABAT	1'43.462	1'43.462 (15)	
19	L.MARINI	23.761	D.PETRUCCI	23.928	E.BASTIANINI	28.703	M.VIÑALES	27.168	19	V.ROSSI	1'43.526	1'44.016 (21)	
20	B.BINDER	23.837	V.ROSSI	23.999	T.RABAT	28.703	E.BASTIANINI	27.271	20	E.BASTIANINI	1'43.740	1'43.740 (18)	
21	E.BASTIANINI	23.876	T.RABAT	24.026	B.BINDER	28.718	B.BINDER	27.652	21	J.MILLER	1'43.753	1'43.857 (20)	
22	F.MORBIDELLI	23.950	F.QUARTARARO	24.083	V.ROSSI	28.938	J.MILLER	27.923	22	B.BINDER	1'44.083	1'44.123 (22)	

These data/results cannot be reproduced, stored and/or transmitted in whole or in part by any manner of electronic, mechanical, photocopying, recording, broadcasting or otherwise now known or herein after developed without the previous express consent by the copyright owner, except for reproduction in daily press and regular printed publications on sale to the public within 60 days of the event related to those data/results and always provided that copyright symbol appears together as follows below.
© DORNA, 2021

Official MotoGP Timing by **TISSOT**
www.motogp.com





Results and timing service provided by TISSOT

MotoGP™

SHARK GRAND PRIX DE FRANCE

Free Practice Nr. 3

Fastest Laps Sequence

<i>Practice Time</i>	<i>Rider</i>	<i>Nation</i>	<i>Motorcycle</i>	<i>Time</i>	<i>Km/h</i>	<i>Rider's Lap</i>
4'10.637	21 Franco MORBIDELLI	ITA	YAMAHA	1'52.504	133.9	2
4'13.176	93 Marc MARQUEZ	SPA	HONDA	1'50.573	136.2	2
4'17.807	42 Alex RINS	SPA	SUZUKI	1'48.807	138.4	2
5'59.069	21 Franco MORBIDELLI	ITA	YAMAHA	1'48.432	138.9	3
6'05.229	42 Alex RINS	SPA	SUZUKI	1'47.422	140.2	3
7'52.000	42 Alex RINS	SPA	SUZUKI	1'46.771	141.1	4
9'37.660	21 Franco MORBIDELLI	ITA	YAMAHA	1'46.098	142.0	5
9'48.075	9 Danilo PETRUCCI	ITA	KTM	1'45.952	142.1	5
10'32.651	36 Joan MIR	SPA	SUZUKI	1'45.422	142.9	5
11'48.205	43 Jack MILLER	AUS	DUCATI	1'45.025	143.4	3
12'17.642	36 Joan MIR	SPA	SUZUKI	1'44.991	143.4	6
13'32.585	43 Jack MILLER	AUS	DUCATI	1'44.380	144.3	4
14'01.927	36 Joan MIR	SPA	SUZUKI	1'44.285	144.4	7
15'16.442	43 Jack MILLER	AUS	DUCATI	1'43.857	145.0	5
22'55.119	93 Marc MARQUEZ	SPA	HONDA	1'42.894	146.4	8
26'21.030	93 Marc MARQUEZ	SPA	HONDA	1'42.704	146.6	10
36'13.106	88 Miguel OLIVEIRA	POR	KTM	1'42.508	146.9	15
39'44.424	88 Miguel OLIVEIRA	POR	KTM	1'42.127	147.5	17
40'17.936	93 Marc MARQUEZ	SPA	HONDA	1'41.783	148.0	16
43'07.667	88 Miguel OLIVEIRA	POR	KTM	1'41.457	148.4	19
43'08.203	32 Lorenzo SAVADORI	ITA	APRILIA	1'41.349	148.6	17
43'52.083	93 Marc MARQUEZ	SPA	HONDA	1'40.736	149.5	18

These data/results cannot be reproduced, stored and/or transmitted in whole or in part by any manner of electronic, mechanical, photocopying, recording, broadcasting or otherwise now known or herein after developed without the previous express consent by the copyright owner, except for reproduction in daily press and regular printed publications on sale to the public within 60 days of the event related to those data/results and always provided that copyright symbol appears together as follows below.

© DORNA, 2021

Official MotoGP Timing by TISSOT
www.motogp.com



Le Mans, Saturday, May 15, 2021